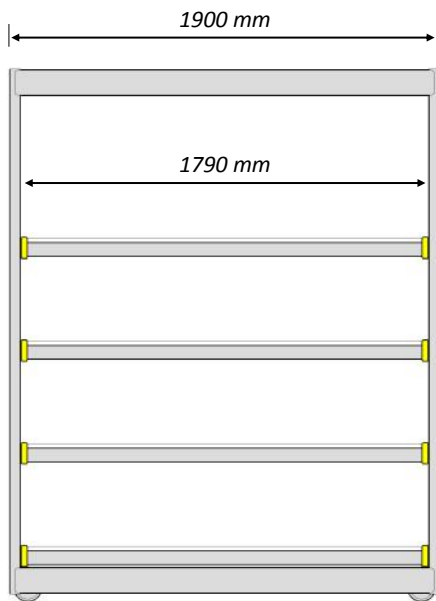




REGULAR BOXES & BINS

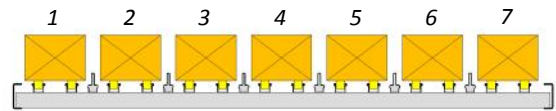


KANBAN FLOW RACKS

BAY WIDTH 1790 MM

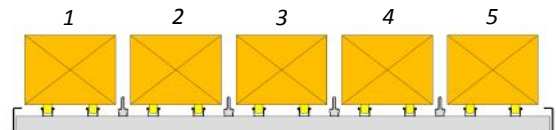
W= 200 mm

7 lanes per level



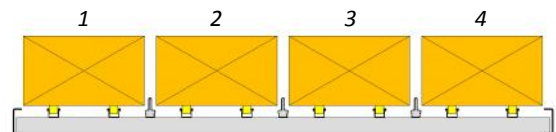
W= 300 mm

5 lanes per level



W= 400 mm

4 lanes per level



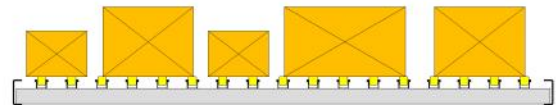
W= 600 mm

an efficient lane distribution is not possible



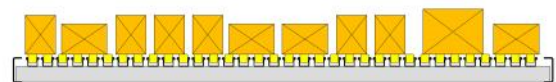
W> 180 mm

rollercarpet 100 mm



W> 80 mm

rollercarpet 50 mm



Lane distribution

Width of the boxes or bins

| | 200mm | 300mm | 400mm | 600mm | >180mm | >80mm |
|----------------------------|----------|---------|---------|---------|---|--|
| Flow shelf width 1390 mm | 5 lanes | 4 lanes | 3 lanes | 2 lanes | rollercarpet 100 mm center-to-center roller tracks | rollercarpet 50 mm center-to-center roller tracks |
| Flow shelf width 1790 mm | 7 lanes | 5 lanes | 4 lanes | -- | | |
| Flow shelf width 2690 mm * | 11 lanes | 8 lanes | 6 lanes | 4 lanes | | |

*) = Available upon request (not in the webshop and not as mobile version)